

Cities

 AllTime

Visitors

147

 0% vs. previous period


Views

346

 0% vs. previous period

Sessions

182

 0% vs. previous period

Average Session Duration

5:31

 0% vs. previous period

Bounce Rate

69%

 0% vs. previous period


Views Per Sessions

1.90

 0% vs. previous period

Orders

0

 0% vs. previous period

W

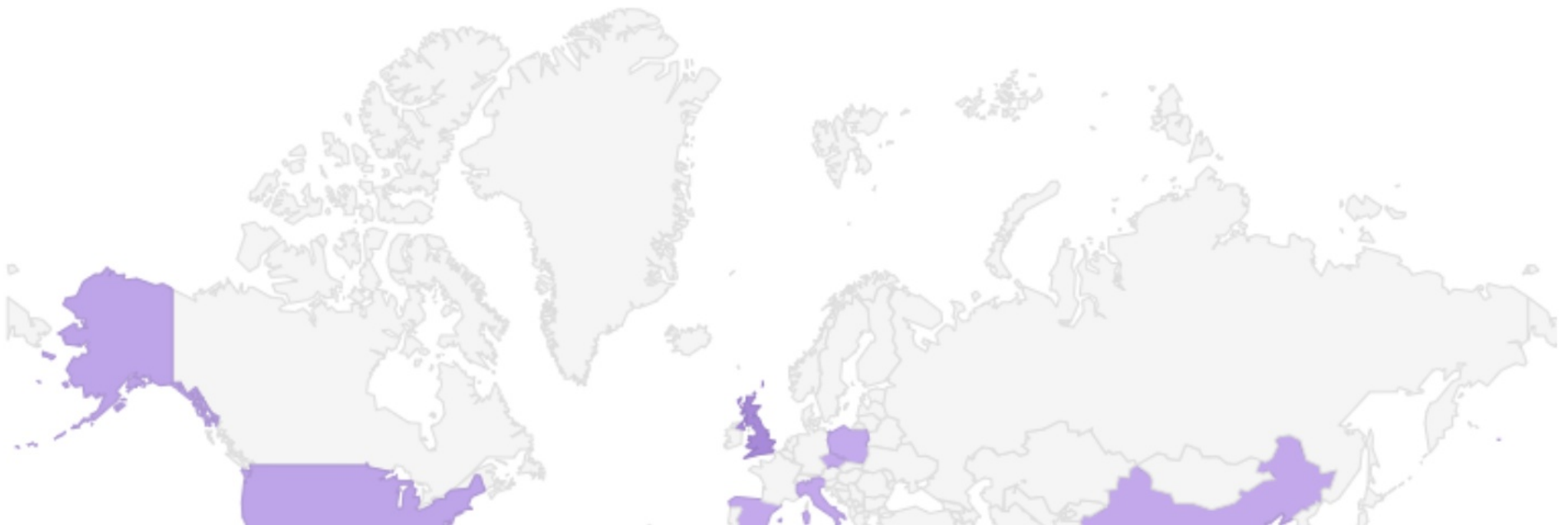
Net Sales

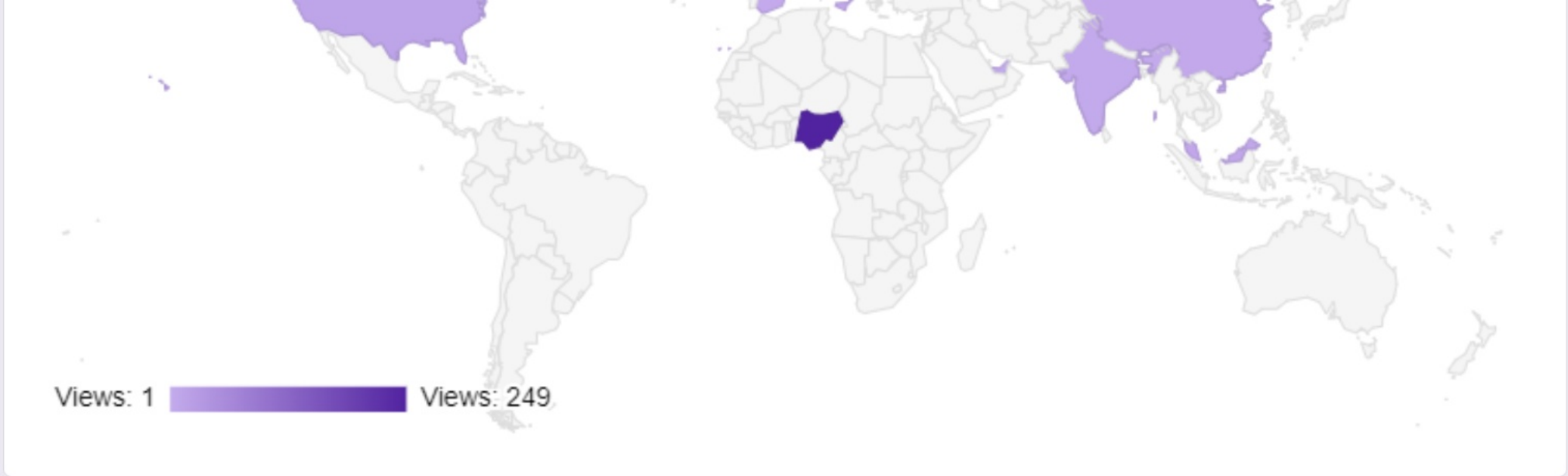
¥0

 0% vs. previous period

W

All Time





| 36 | Country ▶ | Subdivision ▶ | City ▶ | Visitors ▼ | Views ▶ | Session Duration ▶ | Bounce Rate ▶ |
|----|---------------|---------------|----------------|-------------|--------------|--------------------|---------------|
| 1 | Nigeria | Lagos | Lagos | 49 (33.33%) | 136 (39.31%) | 10:33 | 63% |
| 2 | Nigeria | Osun | Ilesa | 23 (15.65%) | 34 (9.83%) | 0:37 | 71% |
| 3 | Nigeria | Osun | Ikire | 10 (6.8%) | 30 (8.67%) | 8:53 | 57% |
| 4 | UnitedKingdom | England | Leyton | 6 (4.08%) | 32 (9.25%) | 10:22 | 22% |
| 5 | Nigeria | Lagos | Ebute-Metta | 4 (2.72%) | 6 (1.73%) | 1:13 | 80% |
| 6 | UnitedKingdom | Wales | Llanrhystud | 4 (2.72%) | 5 (1.45%) | 0:53 | 75% |
| 7 | Nigeria | Oyo | Moniya | 4 (2.72%) | 10 (2.89%) | 7:32 | 33% |
| 8 | Nigeria | Osun | Osogbo | 4 (2.72%) | 5 (1.45%) | 0:33 | 75% |
| 9 | Nigeria | Oyo | Ago-Are | 3 (2.04%) | 3 (0.87%) | - | 100% |
| 10 | UnitedStates | Texas | Dallas | 3 (2.04%) | 4 (1.16%) | - | 100% |
| 11 | Nigeria | Ogun | Ijebu Ode | 3 (2.04%) | 5 (1.45%) | 0:44 | 75% |
| 12 | UnitedKingdom | England | Southampton | 3 (2.04%) | 6 (1.73%) | - | 100% |
| 13 | China | Henan | Zhengzhou | 3 (2.04%) | 3 (0.87%) | - | 100% |
| 14 | UnitedStates | Iowa | Council Bluffs | 2 (1.36%) | 4 (1.16%) | - | 100% |

| | | | | | | | |
|----|----------------------|------------------|------------------|-----------|------------|-------|------|
| 14 | United States | Iowa | Council Bluffs | 2 (1.36%) | 4 (1.16%) | - | 100% |
| 15 | Nigeria | Ogun | Ifo | 2 (1.36%) | 2 (0.58%) | - | 100% |
| 16 | Nigeria | Lagos | Ikeja | 2 (1.36%) | 7 (2.02%) | 18:11 | 67% |
| 17 | United Kingdom | England | Romford | 2 (1.36%) | 9 (2.6%) | 3:05 | 50% |
| 18 | United States | California | Santa Clara | 2 (1.36%) | 3 (0.87%) | - | 100% |
| 19 | United Arab Emirates | Abu Dhabi | Abu Dhabi | 1 (0.68%) | 1 (0.29%) | - | 100% |
| 20 | India | Madhya Pradesh | Bhopal | 1 (0.68%) | 2 (0.58%) | 9:34 | 0% |
| 21 | United Kingdom | Scotland | Brookfield | 1 (0.68%) | 2 (0.58%) | - | 100% |
| 22 | United Kingdom | Northern Ireland | Enniskillen | 1 (0.68%) | 6 (1.73%) | 1:02 | 50% |
| 23 | United States | California | Fremont | 1 (0.68%) | 1 (0.29%) | - | 100% |
| 24 | United States | Minnesota | Grand Rapids | 1 (0.68%) | 1 (0.29%) | - | 100% |
| 25 | Nigeria | Oyo | Ibadan | 1 (0.68%) | 10 (2.89%) | 9:08 | 0% |
| 26 | Nigeria | Lagos | Ifako | 1 (0.68%) | 1 (0.29%) | - | 100% |
| 27 | Malaysia | Kuala Lumpur | Kuala Lumpur | 1 (0.68%) | 6 (1.73%) | 1:31 | 50% |
| 28 | Spain | Madrid | Madrid | 1 (0.68%) | 2 (0.58%) | - | 100% |
| 29 | Italy | Lombardy | Milan | 1 (0.68%) | 2 (0.58%) | 1:10 | 0% |
| 30 | United Kingdom | England | Newark on Trent | 1 (0.68%) | 1 (0.29%) | - | 100% |
| 31 | Czechia | Prague | Prague | 1 (0.68%) | 2 (0.58%) | - | 100% |
| 32 | India | Punjab | S.A.S Nagar | 1 (0.68%) | 1 (0.29%) | - | 100% |
| 33 | China | Guangdong | Shenzhen | 1 (0.68%) | 1 (0.29%) | - | 100% |
| 34 | Hong Kong | Wong Tai Sin | Sheung Yuen Leng | 1 (0.68%) | 1 (0.29%) | - | 100% |
| 35 | United States | New York | Suffern | 1 (0.68%) | 1 (0.29%) | - | 100% |
| 36 | Poland | Mazovia | Warsaw | 1 (0.68%) | 1 (0.29%) | - | 100% |